
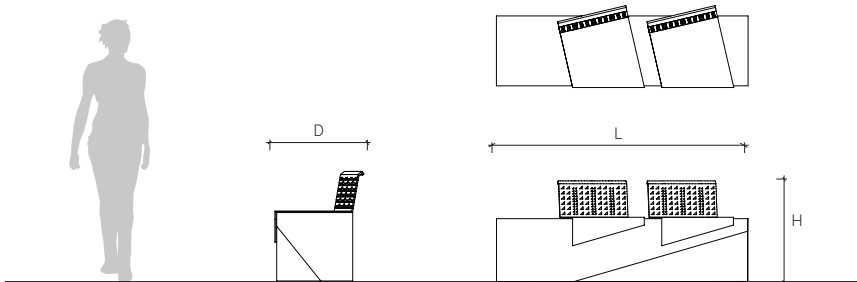



The Cleave range is an exploration of materiality and light. The stone base is cut away or cleaved to create a tension between weight and balance. The range is available in a variety of granite colours and a selection of finishes to suit any urban environment.



PRODUCT CODE	DESCRIPTION	L (mm)	D (mm)	H (mm)
CLV02-M1	Cleave Metal double seat	1800	585	720
CLV02-M2	Cleave Metal double seat back to back	1800	585	720
CLV02-M3	Cleave Metal single seat end of bench	1800	585	720
CLV02-M4	Cleave Metal single seat centre of bench	1800	585	720



## MATERIALS

FRAME	Granite Precast concrete
SEAT	Brass with golden rosewood Powder coated metal

## ADDITIONAL INFORMATION

WARRANTY	See UAP Warranty Information
MAINTENANCE	See UAP Maintenance Information

## CONTACT

For more information and for pricing, email [supply@uapcompany.com](mailto:supply@uapcompany.com) or call +1 212 727 2819 for US or +61 7 3630 6300 for Australia.

