
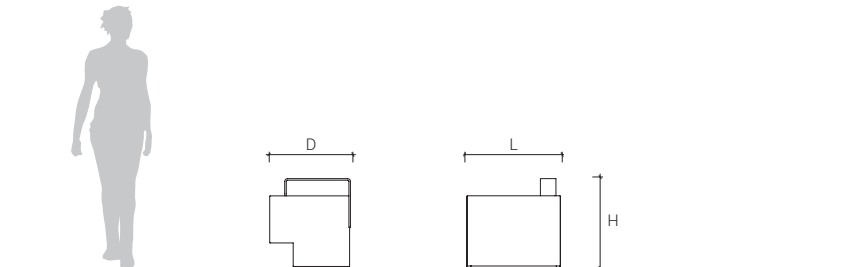



Kylie Bickle's Cargo range is comprised of modular furniture elements, each fabricated using a combination of concrete, hardwood and steel. These modular elements can be used individually or in groups, allowing for flexible and economic design. Cargo is fabricated in robust materials to withstand harsh environmental elements.



PRODUCT CODE	DESCRIPTION	L (mm)	D (mm)	H (mm)
<b>CGS02-C</b> -GRC-MS-T	Cargo MODULAR BENCH, with arm rest, without back / glass reinforced concrete base / mild steel powder coated frame	600	520	570
<b>CGC02-C1</b> -GRC-MS-T	Cargo CONVEX MODULAR BENCH, with arm rest, without back / glass reinforced concrete base / mild steel powder coated frame	600	530	570
<b>CGC02-C2</b> -GRC-MS-T	Cargo CONCAVE MODULAR BENCH, with arm rest, without back / glass reinforced concrete base / mild steel powder coated frame	600	530	570



## MATERIALS

FRAME	Glass reinforced concrete Mild steel (powder coated) back and baseplate
FIXINGS	Chemical anchors, cast-in hold down

## ADDITIONAL INFORMATION

WARRANTY	See UAP Warranty Information
MAINTENANCE	See UAP Maintenance Information

## CONTACT

For more information and for pricing, email [supply@uapcompany.com](mailto:supply@uapcompany.com) or call +1 212 727 2819 for US or +61 7 3630 6300 for Australia.

