
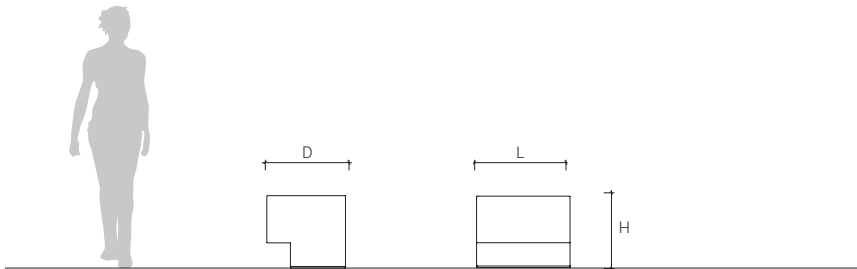



Kylie Bickle's Cargo range is comprised of modular furniture elements, each fabricated using a combination of concrete, hardwood and steel. These modular elements can be used individually or in groups, allowing for flexible and economic design. Cargo is fabricated in robust materials to withstand harsh environmental elements.



PRODUCT CODE	DESCRIPTION	L (mm)	D (mm)	H (mm)
CGS02-A-GRC	Cargo MODULAR BENCH, without back / glass reinforced concrete base	600	500	450
CGC02-A1-GRC	Cargo CONVEX MODULAR BENCH, without back / glass reinforced concrete base	600	500	450
CGC02-A2-GRC	Cargo CONCAVE MODULAR BENCH, without back / glass reinforced concrete base	600	500	450



MATERIALS

FRAME	Glass reinforced concrete Mild steel (powder coated) baseplate
FIXINGS	Chemical anchors, cast-in hold down

ADDITIONAL INFORMATION

WARRANTY	See UAP Warranty Information
MAINTENANCE	See UAP Maintenance Information

CONTACT

For more information and for pricing, email supply@uapcompany.com or call +1 212 727 2819 for US or +61 7 3630 6300 for Australia.

