
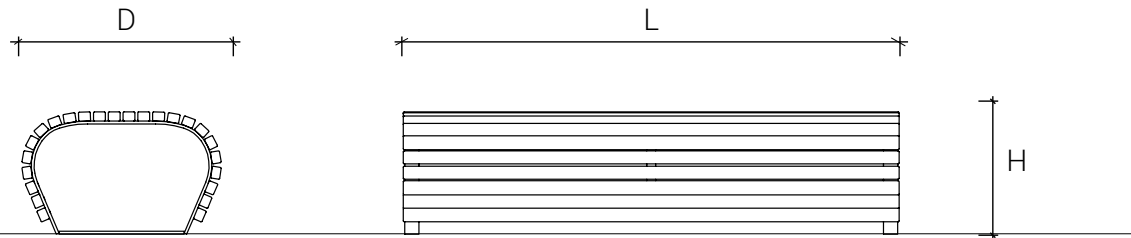



Environ

Bench E

SUPPLY BY UAP



Kylie Bickle's Environ range incorporates gentle curves to mimic contours found in nature. Environ is characterised by rounded forms and features a selection of playful 'urban boulders' which serve to integrate the furniture with the surrounding landscape. These boulders also double as sculptural forms which can be climbed over or used as seating.

Product Code	Description	L (mm)	D (mm)	H (mm)
ENVO2-E1-MS-G-HW	No back, no arms / mild steel galvanised frame / hardwood timber slats	580	680	420
ENVO2-E1-MS-T-HW	No back, no arms / mild steel powder coated frame / hardwood timber slats	580	680	420
ENVO2-E2-MS-G-HW	No back, no arms / mild steel galvanised frame / hardwood timber slats	1200	680	420
ENVO2-E2-MS-T-HW	No back, no arms / mild steel powder coated frame / hardwood timber slats	1200	680	420
ENVO2-E3-MS-G-HW	No back, no arms / mild steel galvanised frame / hardwood timber slats	1750	680	420
ENVO2-E3-MS-T-HW	No back, no arms / mild steel powder coated frame / hardwood timber slats	1750	680	420



Materials

Frame Variations	Mild steel (galvanised) Mild steel (powder coated)
Slats	Hardwood timber Knotwood - POA Extruded aluminium - POA
Fixings	4 x M12 bolts (cast-in hold down bolts, Dynabolts or chemical anchors)

Additional Information

Warranty	See UAP Warranty Information
Maintenance	See UAP Maintenance Information

For more information and for pricing, email supply@uapcompany.com